




Your photographs!




WALL A



WALL B



WALL C



WALL D

PHOTOGRAPHS

1. Take a total of 4 photographs minimum.
2. And as much as possible not at an angle
3. Place yourself directly in front of each wall and make sure that the whole wall fits in the frame.
4. Take any photographs of any part of room that we might need for particular detailing.
5. Name each picture as to indicate the wall it represents (A-B-C-D).

